

TECHNICAL MANUAL

ORGANIZATIONAL MAINTENANCE REPAIR PARTS AND SPECIAL TOOLS LISTS

FOR

METER, MODULATION, ME-57/U

(NSN 6625-00-647-3737)

---

**H E A D Q U A R T E R S , D E P A R T M E N T O F T H E A R M Y**

JANUARY 1979



TECHNICAL MANUAL }  
 No. 11-6625-400-20p }

HEADQUARTERS  
 DEPARTMENT OF THE ARMY  
 WASHINGTON, DC, 19 January 1979

**ORGANIZATIONAL MAINTENANCE REPAIR PARTS AND SPECIAL TOOLS LISTS  
 FOR  
 METER, MODULATION ME-57/U  
 (NSN 6625-00-647-3737)**

*Current as of 18 July 1978*

**REPORTING OF ERRORS**

You can improve this manual by recommending improvements using DA Form 2028-2 located in the back of the manual. Simply tear out the self addressed form, fill it out as shown on the sample, fold it where shown, and drop it in the mail.

If there are no blank DA Form 2028-2 in the back of your manual, use the standard DA Form 2028 (Recommended Changes to Publication and Blank Forms) and forward to the Commander, US Army Communications and Electronics Materiel Readiness Command, ATTN:DRSEL-ME-MQ Fort Monmouth, NJ 07703.

In either case a reply will be furnished direct to you.

**Table of Contents**

	Page	I l l u s Figure
SECTION I. Introduction . . . . .	1	
II. Repair parts list . . . . .	5	
GROUP 00 Meter, Modulation ME-57/U . . . . .	5	1-3
SECTION III. Special Tools list (Not applicable)		
IV. National stock number and part number index . . . . .	10	

\*This manual supersedes TM 11-6625-400-20P, 20 October 1961.



# SECTION I INTRODUCTION

## 1. Scope

This manual lists spares and repair parts; special tools; special test, measurement, and diagnostic equipment (TMDE), and other special support equipment required for performance of organizational maintenance of the ME-57/U. It authorizes the requisitioning and issue of spares and repair parts as indicated by the source and maintenance codes.

## 2. General

This Repair Parts and Special Tools Lists is divided into the following sections:

*a. Section II. Repair Parts List.* A list of spares and repair parts authorized for use in the performance of maintenance. The list also includes parts which must be removed for replacement of the authorized parts. Parts lists are composed of functional groups in numeric sequence, with the parts in each group listed in figure and item number sequence.

*b. Section III. Special Tools List.* Not applicable.

*c. Section IV. National Stock Number and Part Number Index.* A list, in National item identification number (NIIN) sequence, of all National stock numbers (NSN) appearing in the listings, followed by a list, in alphameric sequence, of all part numbers appearing in the listings. National stock numbers and part numbers are cross-referenced to each illustration figure and item number appearance.

## 3. Explanation of Columns

*a. Illustration.* This column is divided as follows:

(1) *Figure number.* Indicates the figure number of the illustration on which the item is shown.

(2) *Item number.* The number used to identify item called out in the illustration.

*b. Source, Maintenance, and Recoverability (SMR) Codes.*

(1) *So/tree code.* Source codes indicate the manner of acquiring support items for maintenance, repair, or overhaul of end items. Source codes are entered in the first and second positions of the Uniform SMR Code format as follows:

Code	Definition
PA	Item procured and stocked for anticipated or known usage.
XD	A support item that is not stocked. When required, item will be procured through normal supply channels.

## NOTE

Cannibalization or salvage may be used as a source of supply for any items source coded above except those coded XA and aircraft support items as restricted by AR 700-42.

(2) *Maintenance code.* Maintenance codes are assigned to indicate the levels of maintenance authorized to USE and REPAIR support items. The maintenance codes are entered in the third and fourth positions of the Uniform SMR Code format as follows:

(a) The maintenance code entered in the third position will indicate the lowest maintenance level authorized to remove, replace, and use the support item. The maintenance code entered in the third position will indicate one of the following levels of maintenance:

code	Application/Explanation
O	Support item is removed, replaced, used at the organizational level.

(b) The maintenance code entered in the fourth position indicates whether the item is to be repaired and identifies the lowest maintenance level with the capability to perform complete repair (i.e., all authorized maintenance functions). This position will contain one of the following maintenance codes:

Code	Application/explanation
Z	Nonreparable. No repair is authorized.

(3) *Recoverability code.* Recoverability codes are assigned to support items to indicate the disposition action on unserviceable items. The recoverability code is entered in the fifth position of the Uniform SMR Code format as follows:

Recoverability Codes	Definition
Z	Nonreparable item. When unserviceable, condemn and dispose at the level indicated in position 3.

*c. National Stock Number.* Indicates the National stock number assigned to the item and will be used for requisitioning purposes.

*d. Part Number.* Indicates the primary number used by the manufacturer (individual, company, firm, corporation, or Government activity), which controls the design and characteristics of the item by means of its engineering drawings, specifications, standards, and inspection requirements to identify an item or range of items.

## NOTE

When a stock numbered item is requisitioned, the repair part received may have a different part number than the

part being replaced.

e. *Federal Supply Code for Manufacturer (FSCM)*. The FSCM is a 5-digit numeric code listed in SB 708-42 which is used to identify the manufacturer, distributor, or Government agency, etc.

f. *Description*. Indicates the Federal item name and, if required, a minimum description to identify the item.

g. *Unit of Measure (U/M)*. Indicates the standard of the basic quantity of the listed item as used in performing the actual maintenance function. This measure is expressed by a two-character alphabetical abbreviation (e.g., ea, in, pr, etc). When the unit of measure differs from the unit of issue, the lowest unit of issue that will satisfy the required units of measure will be requisitioned.

h. *Quantity Incorporated in Unit*. Indicates the quantity of the item used in the breakout shown on the illustration figure, which is prepared for a functional group, sub functional group, or an assembly.

#### 4. Special Information

a. The following publication pertains to the ME-57/U and its components:

TM 11-6625-400-12. Meter, Modulation ME-57/U

b. The illustrations in this manual are identical to those published in TM 11-6625-400-40P. Only those parts assigned the third position SMR maintenance code "c" or "0" are listed in the tabular listing; therefore, there may be a break in the item number sequence. Only illustrations

containing organizational authorized items appear in this manual.

#### 5. How to Locate Repair Parts

a. When National stock number or part number is unknown.

(1) *First*. Using the table of contents, determine the functional group with in which the item belongs. This is necessary since illustrations are prepared for functional groups and listings are divided into the same groups.

(2) *Second*. Find the illustration covering the functional group to which the item belongs.

(3) *Third*. Identify the item on the illustration and note the illustration figure and item number of the item.

(4) *Fourth*. Using the Repair Parts Listing, find the figure and item number noted on the illustration.

b. When National stock number or part number is known.

(1) *First*. Using the Index of National Stock Numbers and Part Numbers, find the pertinent National stock number or part number. This index is in NIIN sequence followed by a list of part numbers in alphameric sequence, cross-referenced to the illustration figure number and item number.

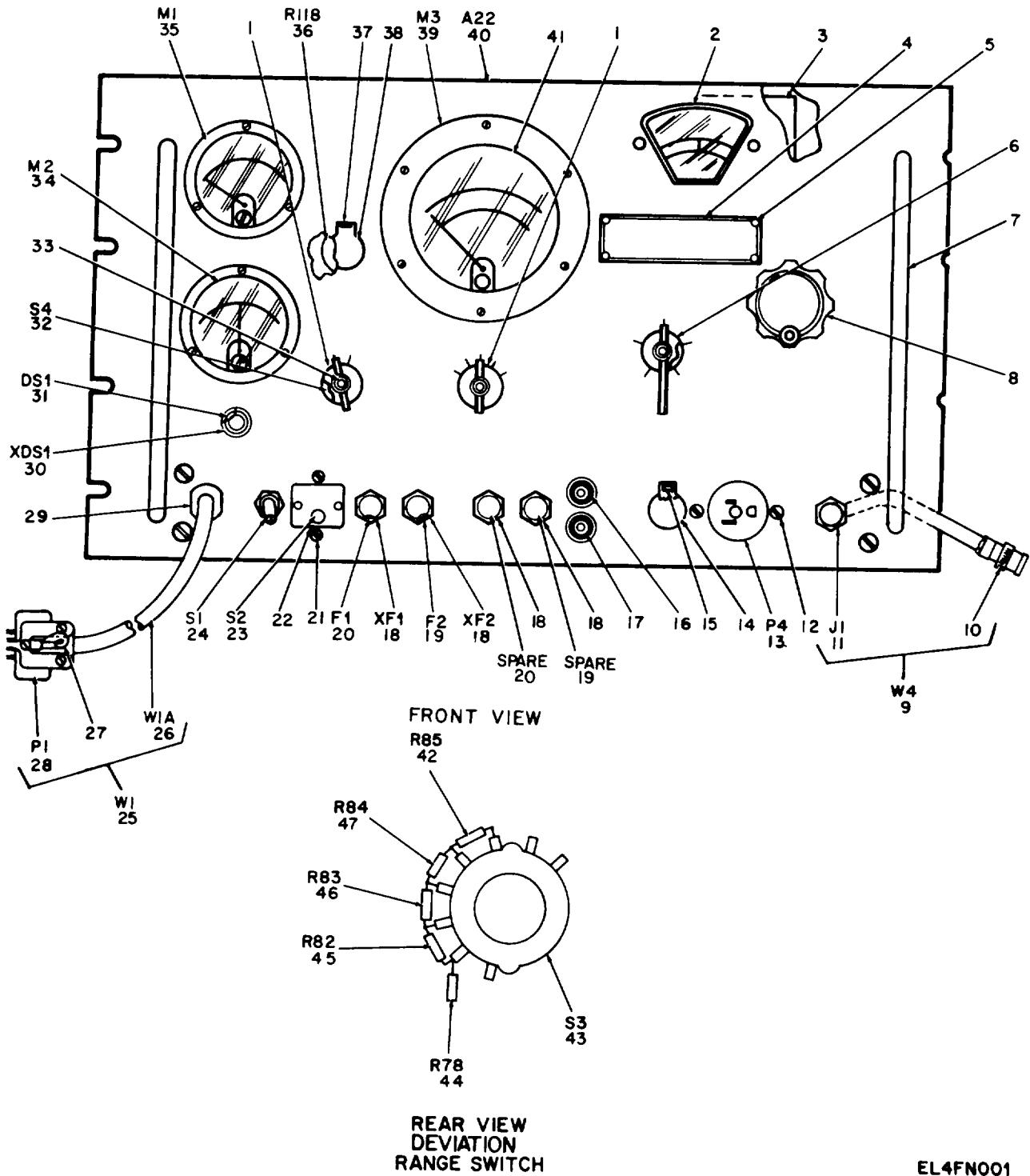
(2) *Second*. After finding the figure and item number, locate the figure and item number in the repair parts list.

#### 6. Abbreviations

Not applicable.

(Next printed page is 4.)





EL4FN001

Figure 1. Meter. Modulation ME-57/U, Front Panel



SECTION II

(1)	(2)	(3)	(4)	(5)	(6)	(7)	(8)
ILLUSTRATION							
(A)	(B)		NATIONAL		DESCRIPTION		QTY
FIG	ITEM	SMR	STOCK	PART			INC
NO.	NO.	CODE	NUMBER	NUMBER	FSCM	USABLE ON CODE	IN
							UNIT
GROUP 00 METER, MODULATION ME-57/U							
1	1	PAOZZ	5355-00-616-9659	MS91525-1	96906		EA 2
1	6	PAOZZ	5355-00-781-0319	MS91525-3	96906		EA 1
1	19	PAOZZ	5920-00-280-8342	F02A250V1A	81349		EA 2
1	20	PAOZZ	5920-00-228-7882	F02B125V2A	81349		EA 2
1	31	XDOZZ		MS15571-2	96906		EA 1

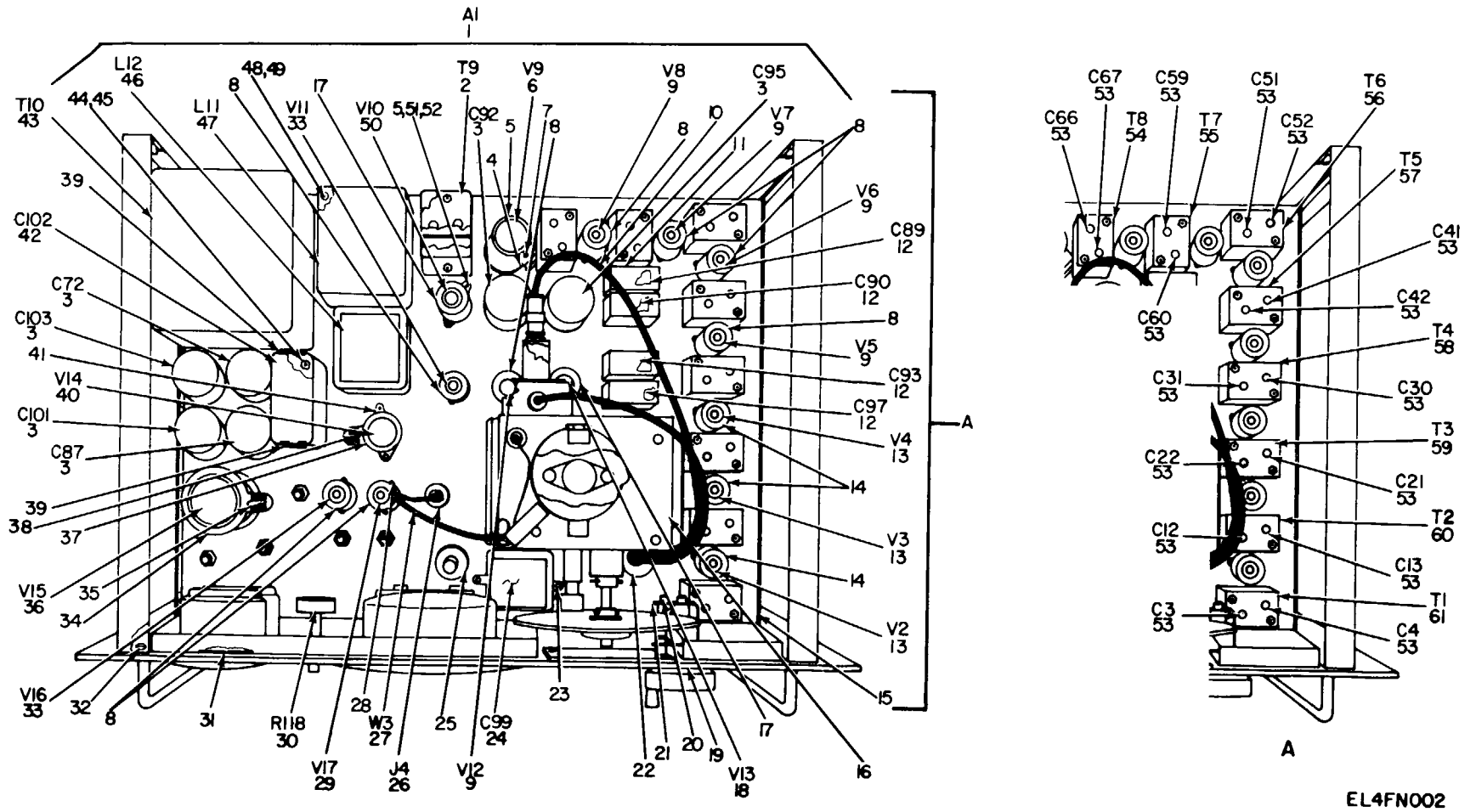


Figure 2. Meter, Modulation ME-57/U, Top View.

EL4FN002

SECTION II

(1)	(2)	(3)	(4)	(5)	(6)	(7)	(8)
ILLUSTRATION							
(A)	(B)	NATIONAL			DESCRIPTION		QTY
FIG	ITEM	STOCK	PART				INC
NO.	NO.	NUMBER	NUMBER	FSCM		USABLE ON CODE	IN
							UNIT
2	6	PAOZZ 5960-00-188-8565	6AG7Y	81349	ELECTRON TUBE		EA 1
2	8	PAOZZ 5960-00-860-7709	M24251-6-2	81349	SHIELD,ELECTRON		EA 7
2	9	PAOZZ 5960-00-542-7004	6AH6WA	81349	ELECTRON TUBE		EA 5
2	13	PAOZZ 5960-00-134-6031	5654W	81349	ELECTRON TUBE		EA 3
2	14	XDOZZ	TS102U01	81349	SHIELD,ELECTRON		EA 3
2	17	PAOZZ 5960-00-264-3004	TS103U02	80058	SHIELD,ELECTRON		EA 2
2	18	PAOZZ 5960-00-262-0210	5814A	81349	ELECTRON TUBE		EA 1
2	29	PAOZZ 5960-00-262-0286	5651WA	81349	ELECTRON TUBE		EA 1
2	33	PAOZZ 5960-00-179-3710	6AU6WC	81349	ELECTRON TUBE		EA 2
2	36	PAOZZ 5960-00-543-1001	6080WA	81349	ELECTRON TUBE		EA 1
2	50	PAOZZ 5960-00-262-0167	12AT7WA	81349	ELECTRON TUBE		EA 1

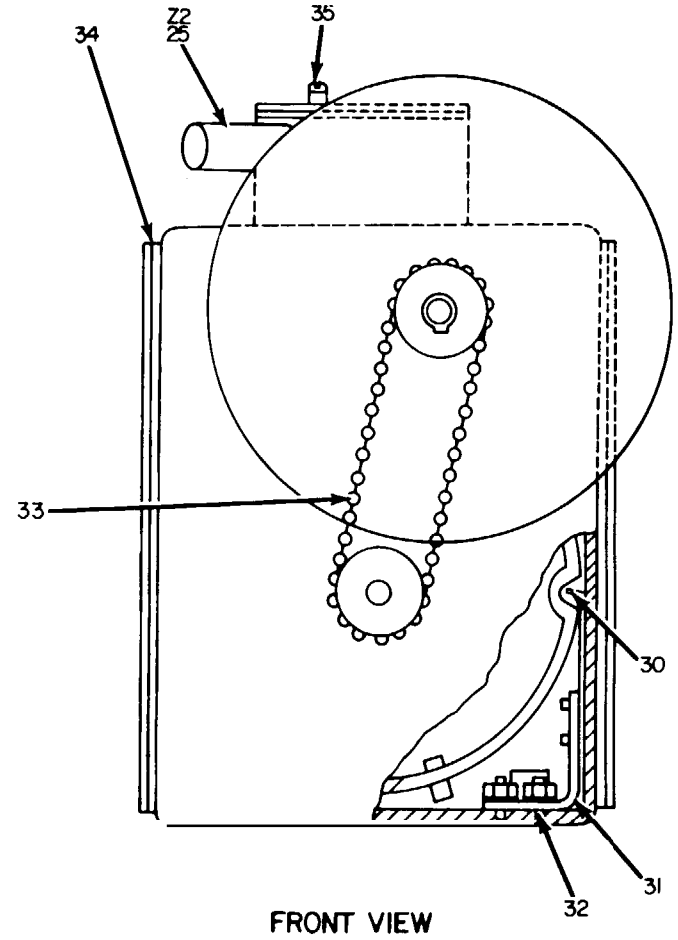
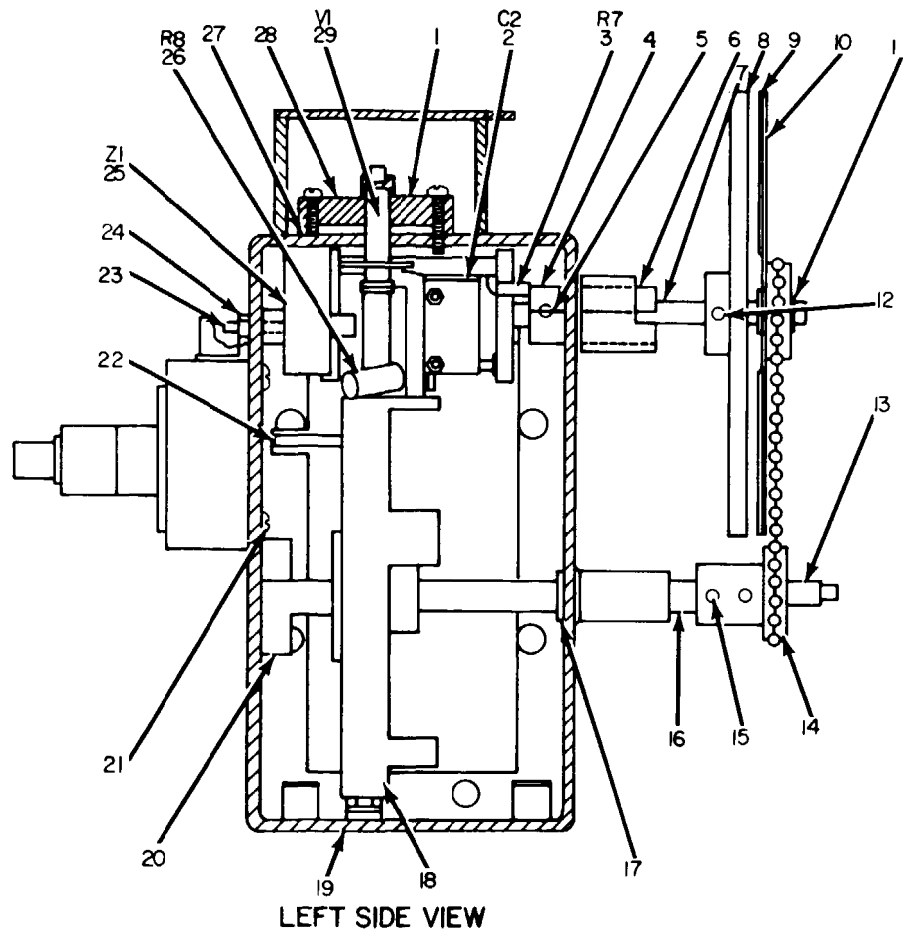


Figure 3. Meter, Modulation ME-57/U, Oscillator

SECTION II

(1)	(2)	(3)	(4)	(5)	(6)	(7)	(8)	
ILLUSTRATION								
(A)	(B)		NATIONAL		DESCRIPTION		QTY	
FIG	ITEM	SMR	STOCK	PART			INC	
NO.	NO.	CODE	NUMBER	NUMBER	FSCM	USABLE ON CODE	U/M	IN
								UNIT
3	29	PAOZZ	5960-00-188-3899	5675	81349	ELECTRON TUBE	EA	1

SECTION IV

NATIONAL STOCK NUMBER AND PART NUMBER INDEX

NOTE: LATEST NATIONAL STOCK NUMBER AND PART NUMBER ASSIGNMENTS ARE INCLUDED AT END OF INDEX.

STOCK NUMBER	FIGURE NO.	ITEM NO.	STOCK NUMBER	FIGURE NO.	ITEM NO.
5960-00-188-3899	3	29	5960-00-264-3004	2	17
5960-00-188-8565	2	6	5920-00-280-8342	1	19
5920-00-228-7882	1	20	5960-00-543-1001	2	36
			5355-00-616-9659	1	1
5960-00-262-0167	2	50	5355-00-781-0319	1	6
5960-00-262-0286	2	29			

PART NUMBER	FSCM	FIG NO	ITEM NO	PART NUMBER	FSCM	FIG NO	ITEM NO
F02A250V1A	81349	1	19	5651WA	81349	2	29
F02B125V2A	81349	1	20	5675	81349	3	29
MS91525-1	96906	1	1				
MS91525-3	96906	1	6	6AG7Y	81349	2	6
TS102U01	81349	2	14				
TS103U02	80058	2	17	6080WA	81349	2	36
12AT7WA	81349	2	50				

LATEST NATIONAL STOCK NUMBER ASSIGNMENTS

STOCK NUMBER	FIG. NO.	ITEM NO.
5960-00-542-7004	2	9
5960-00-860-7709	2	8

LATEST PART NUMBER ASSIGNMENTS

PART NUMBER	FIG. FSCM	ITEM NO.	NO.
M24251-6-2	81349	2	8
6AH6WA	81349	2	9

ADDITIONAL LATEST NATIONAL STOCK NUMBER ASSIGNMENTS

STOCK NUMBER	FIG. NO.	ITEM NO.
5960-00-134-6031	2	13
5960-00-179-3710	2	33
5960-00-262-0210	2	18

ADDITIONAL LATEST PART NUMBER ASSIGNMENTS

PART NUMBER	FSCM	FIG. NO.	ITEM NO.
MS15571-2	96906	1	31
5654W	81349	2	13
5814A	81349	2	18
6AU6WC	81349	2	33



# SOMETHING WRONG WITH THIS MANUAL?

THEN... JOT DOWN THE DOPE ABOUT IT ON THIS FORM, TEAR IT OUT, FOLD IT AND DROP IT IN THE MAIL!

FROM: (YOUR UNIT'S COMPLETE ADDRESS)

Commander  
 Stateside Army Depot  
 ATTN: AMSTA-US  
 Stateside, N.J. 07703

DATE 10 July 1975

PUBLICATION NUMBER TM 11-5840-340-20P	DATE 23 Jan 78	TITLE Radar Set AN/PRC-76
--	-------------------	------------------------------

BE EXACT... PIN-POINT WHERE IT IS				IN THIS SPACE TELL WHAT IS WRONG AND WHAT SHOULD BE DONE ABOUT IT:
PAGE NO.	PARA-GRAPH	FIGURE NO.	TABLE NO.	
33				For item 2, change the NSN to read: 5835-00-134-9186. Reason: Accuracy.
44		19		Identify the cover on the junction box (item no. 5). Reason: It is a separate item and is not called out on figure 19.
45				Add the cover of the junction box as an item in the listing for figure 19. Reason: Same as above.

TEAR ALONG DOTTED LINE

S  
A  
M  
E

TYPED NAME, GRADE OR TITLE, AND TELEPHONE NUMBER  
 SSG I. M. DeSpirito 999-1776

SIGN HERE:  
*SSG I. M. DeSpirito*

DA FORM 2028-2  
 1 AUG 74

P.S.--IF YOUR OUTFIT WANTS TO KNOW ABOUT YOUR MANUAL "FIND," MAKE A CARBON COPY OF THIS AND GIVE IT TO YOUR HEADQUARTERS.








FILL IN YOUR  
UNIT'S ADDRESS

FOLD BACK

DEPARTMENT OF THE ARMY



OFFICIAL BUSINESS

PENALTY FOR PRIVATE USE, \$300

POSTAGE AND FEES PAID  
DEPARTMENT OF THE ARMY  
DOD-314



Commander  
US Army Communications and  
Electronics Materiel Readiness Command  
ATTN: DRSEL-ME-MQ  
Fort Monmouth, New Jersey 07703

TEAR ALONG DOTTED LINE


FOLD BACK



FILL IN YOUR  
UNIT'S ADDRESS

FOLD BACK

DEPARTMENT OF THE ARMY



OFFICIAL BUSINESS

PENALTY FOR PRIVATE USE, \$300

POSTAGE AND FEES PAID  
DEPARTMENT OF THE ARMY  
DOD-314



Commander  
US Army Communications and  
Electronics Materiel Readiness Command  
ATTN: DRSEL-ME-MQ  
Fort Monmouth, New Jersey 07703

TEAR ALONG DOTTED LINE

FOLD BACK



FILL IN YOUR  
UNIT'S ADDRESS

FOLD BACK

DEPARTMENT OF THE ARMY

OFFICIAL BUSINESS

PENALTY FOR PRIVATE USE, \$300

POSTAGE AND FEES PAID  
DEPARTMENT OF THE ARMY  
DOD-314



Commander  
US Army Communications and  
Electronics Materiel Readiness Command  
ATTN: DRSEL-ME-MQ  
Fort Monmouth, New Jersey 07703

TEAR ALONG DOTTED LINE

FOLD BACK

REVERSE OF DA FORM 2026-2

By Order of the Secretary of the Army:

BERNARD W. ROGERS  
*General, United States Army*  
*Chief of Staff*

Official:

J. C. PENNINGTON  
*Brigadier General, United States Army*  
*The Adjutant General*

DISTRIBUTION:

*Active Army:*

HISA (Ft Monmouth) (26)	USAERDAA (1)
USAINSCOM (2)	USAERDAW (1)
COE (1)	Ft Gordon (10)
TSG (1)	Ft Huachuca (10)
USAARENBD (1)	Ft Carson (5)
DARCOM (1)	Army Dep (1) except
TRADOC (2)	LBAD (14)
OS Maj Cmd (4)	SAAD (30)
TECOM (2)	TOAD (14)
USACC (4)	SHAD (3)
MDW (1)	Ft Gillem (10)
Armies (2)	USA Dep (1)
Corps (2)	Sig Sec USA Dep (1)
Svc Colleges (1)	Ft Richardson (CERCOM Ofc) (2)
USASIGS (5)	Units org under fol TOE:
USAADS (2)	29-207 (2)
USAFAS (2)	29-610 (2)
USAARMS (2)	11-16 (1)
USAIS (2)	11-97 (1)
USAES (2)	11-98 (1)
USAICS (3)	11-117 (1)
MAAG (1)	11-500 (AA-AC) (1)
USARMIS (1)	11-127 (1)

*NG:* State AG (3)

*USAR:* None

For explanation of abbreviations used see, AR 310-50.

DEPARTMENT OF THE ARMY  
US ARMY AG PUBLICATIONS CENTER  
1555 WOODSON ROAD  
ST. LOUIS, MISSOURI 63114

OFFICIAL BUSINESS  
PENALTY FOR PRIVATE USE \$300

POSTAGE AND FEES PAID  
DEPARTMENT OF THE ARMY  
DOD 314

